



GOVT. V.Y.T.PG. AUTONOMOUS COLLEGE, DURG, CHHATTISGARH

(REACCREDITED BY NAAC WITH "A" GRADE, II-Cycle)
(SELECTED FOR UGC "CPE" SCHEME PHASE - III)
(INCLUDED IN STAR COLLEGE SCHEME OF DBT, NEW DELHI)



GENDER AUDIT

2011-2016

PREFACE

Gender Equality is a global issue, and discussions on women's emancipation and her rights are at the forefront of many worldwide formal and informal campaigns. As the awareness of gender issues increases, women spontaneously take action against women's oppression and exploitation..

Gender awareness allows women to move beyond other conventional gender stereotypes and rigid gender role definitions.

The gender audit was conducted to identify ways to make college campus safer for women. The audit process involved choosing the sites to be audited, selecting the participants, orientation to the participants, preparing the checklist and the walk –about, writing down the findings and sharing the results with the principal of the college for implementation of the recommendations

Dr. Alka Tiwari

CONVENOR

(WOMEN CELL)

INTRODUCTION
OBJECTIVE
FACILITIES FOR STUDENTS
WOMEN CELL

Introduction

Our College Govt.V.Y.T.P.G Autonomous College ,is one of the best College in Chhattisgarh accorded with “A” Status by NAAC, Bangalore and also reckoned as college with potential for excellence by UGC. It is also recognized as “Star College” by DBT, Govt. of India . Its mission is to provide quality education to all by means of hard work, dedication and devotion.

The Gender Audit is an attempt to study whether the college has good gender balance. It tries to see whether college follows government rules, policies and actions formulated for up-gradation of women in society. The Gender Audit tries to assess the impact of its current and proposed policies on gender equality.

The college always concentrates on students qualitative performance along with their overall personality development. Observing the gender equality, the girls are provided with various facilities and special attentions.

The NCC unit for girls concentrates in developing their characters and qualities like comradeship, discipline, leadership, secular outlook and spirit of adventure. This unit focuses on outstanding achievements of the girls. The NSS has separate unit of girls. The unit always motivates girls for their social responsibilities. Special study room ,two-wheeler parking are provided for the girls. They are also given self-defence trainings. The Judo-Karate Camps ,Yoga and Meditation Camps are also organized. The lectures of eminent personalities are held on various topics to develop their personalities.

By organizing Financial Education Workshop the girls are made aware of savings and investments. Workshops are held on “Women and Human Rights” and Women and Laws” to make the girls aware of their rights and responsibilities.

Girls are made aware of laws and by-laws by organizing lectures of eminent judges, lawyers etc. Anti-ragging Committee and Internal Complaints Committee are formed in the college. These committees arrange lectures of lawyers, social workers to aware the girls for their privileges and duties.

In the field of Cultural Activities and Sports, girls have achieved grand success. Their participation in Youth Festival and various competitions gives name and fame to both to college and to themselves.

Objectives

The Gender Audit has the following objectives:

- To find out the areas where gender balance exists and the factors behind the gender balance.
- To establish good gender balance in decision-making processes in all areas of the college activities.
- To Suggest measures for bridging the gender gap.
- To Foster gender equality in all aspects of college community.
- To see the work and capacity for prevention of sexual harassment at the college

Facilities For Students

All basic amenities for students are available in the college viz.

- Information boards – 30
- R.O. supplemented drinking water points- 12
- Inform Waste management box-26
- Medical check up facilities, first aid facilities.
- Cafeteria for students and faculties.
- Parking zones separately demarcated for bicycle, two-wheelers and four-wheelers- 03
- Stationary centre
- SBI ATM facility.
- CCTV- cameras at different points covering whole campus.
- Girl's common room with all basic facilities.
- Ramps at every needful point for differently abled students.
- LFD notice board for effective communication.
- SMS alert system for students, parents and staff for quick dissemination of information.
- Unique ID number provided to all students for their identification.
- Online admission and examination form submission system available.
- Sports facilities for both outdoor and indoor games, coaching facility for sports activities.
- Separate washrooms for staff, office staff, boys and girls.

Central library with a wide range of text books/reference books/e-literature in each subjects along with a research information centre.

Auditorium – With a capacity of 500 students .

Smart class rooms – 03

Stage- For conducting various extra-curricular activities.

Sports facilities-

a) Indoor Games : Badminton, Chess, Carom, Table Tennis and Boxing Ring.

b) Outdoor Games : Cricket, Hockey, Volleyball, Football, Basket ball, *Kho-kho*, *Kabaddi*.

Suggestion/Complaint Box – Fixed at various spots in the college.

Hostel :

▪ Boys' hostel I : 60 Seater

▪ Boys' hostel II : 100 Seater (under construction)

▪ **Girls' hostel : 50 Seater Girls' Hostel is nearly on completion.**

In each hostel 10% seats will be made available for research scholars as per the policy.

Wash Rooms :15

Separate wash rooms for boys, girls, office staff and faculty members

□ **Medical assistance to students : Health Centre, Health Insurance ,Health programs etc**

- A General Insurance Policy is available for students where Rs. 11 as premium for insurance is collected from each student. VAT charges are paid by the Government
- A Health Centre has been established in the College where First Aid facilities are available for the students.
- Visits and Check Ups twice by Doctors are planned and ensured throughout the session
- Donations for medical health crises are arranged by administration, faculty and students as and when required.
- Awareness drives conducted by the Institution, Student Unions, Alumni, NCC , NSS and Youth Red Cross on health issues such as Blood donation, Dental health, Cancers, First Aid etc. to increase awareness amongst the youth.
- World Mental Health Day celebrated by the Guidance and Counselling Cell to highlight the relevance of mental disorders amongst youth. Invited lectures by psychiatrists organized for students.
- Health programmes specifically targeting girls in the college are also being organized.
- Student appearing for competitive examinations are provided books and guidance by the faculty members.

□ **Interdisciplinary workshops** are also organized to help students gain knowledge of other streams. The Department of Computer Science has been conducting workshops and training for students of other departments to help them learn the basics of Computers, PPT, CV, e-mail and online form submissions.

13 Seminars, 4 conferences, 13 workshops and extension activities, study tour, field visits, projects, exhibitions and skill development lectures were also organized at regular intervals to mentor students beyond the curriculum.

Internal Committees for well being of students

- **Training and Placement cell** : Specific committees are formed to monitor the personal enhancement measures such as the Training and Placement Cell that keeps students informed about job opportunities, career identification and helps students find proper employment opportunities. Skill Development Scheme Committee has been established to ensure planned efforts at skill enhancement amongst students.
- **Soft skill development:** The institution also involves its Language lab, Commerce lab and Computer lab in soft skills development such as Language improvement, understanding financial aspects and transaction and making students technology savvy.
- **Grievance redressal Cell:** The College has a Grievance Redressal Cell to deal with the concerns of all the stakeholders, including staff, students and parents. The committee comprises a Convener and 3 senior staff members who are involved in addressing complaints. The Committee works in close association with the Principal of the college.
- **Training and Placement Cell:** This cell monitors activities related to job notifications and opportunities, Interview preparation, development of entrepreneurial skills, organizing of campus Interviews besides ensuring maximum participation in campus recruitments and interview

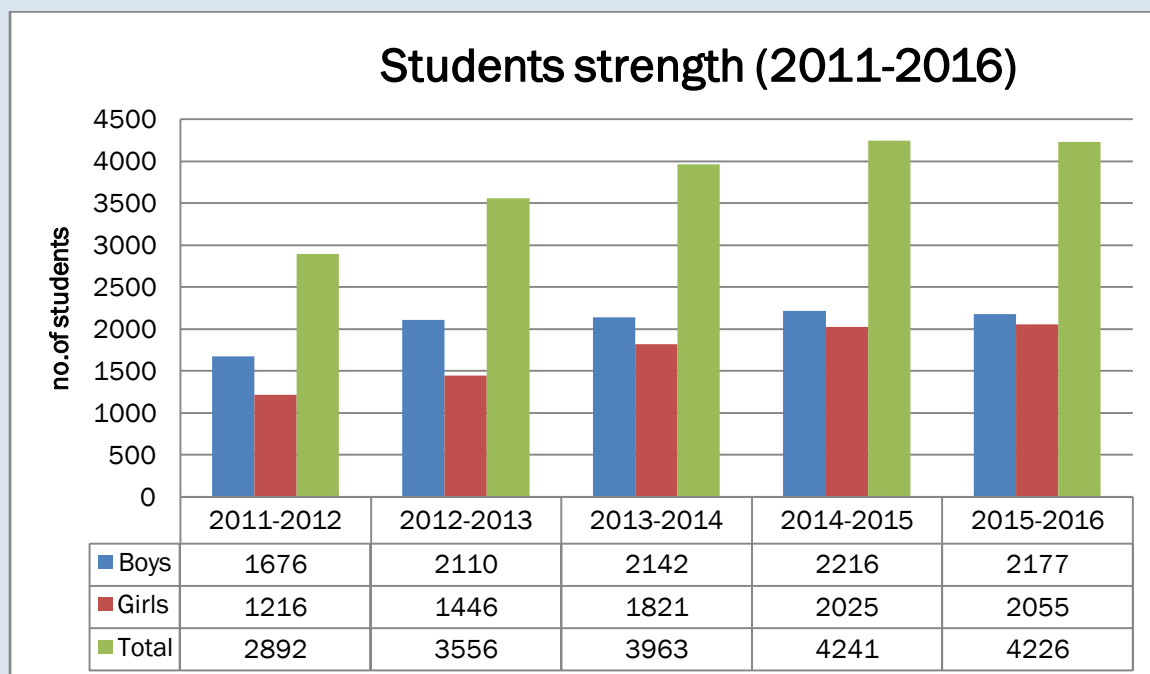
Women cell and awareness program for girls students

- **Women Cell** : The Institute has an active Committee on Atrocities against Women as well as a Women Cell that works in close coordination to look into the concerns of the women staff and students. The Committee ensure upholding the *Vishakha Guidelines* within the college premises. Gender sensitization and empowerment of students are other primary issues dealt with by the committee
- Apart from its main task at redressals the committee attempts at maintaining a healthy female friendly environment within the college campus. An effort in this direction has been the establishment of a Girls Common Room for the comfort of the girl students.
- . The committee also organizes awareness lectures for students on relevant issues such as “*Beti Bachao- Beti Parhao*”, Cyber Crimes and their Prevention, Legal Literacy and Rights of Women, Health lectures on Cancer and First Aid, Women Empowerment etc.
- The College ensures organising lectures by Inspirational Women achievers as Padma awardee social worker, Collector, Additional Superintendent of Police, and Civil Judges so as to motivate the girl students of the college.

Awareness Programs organised Specially for Girls Students

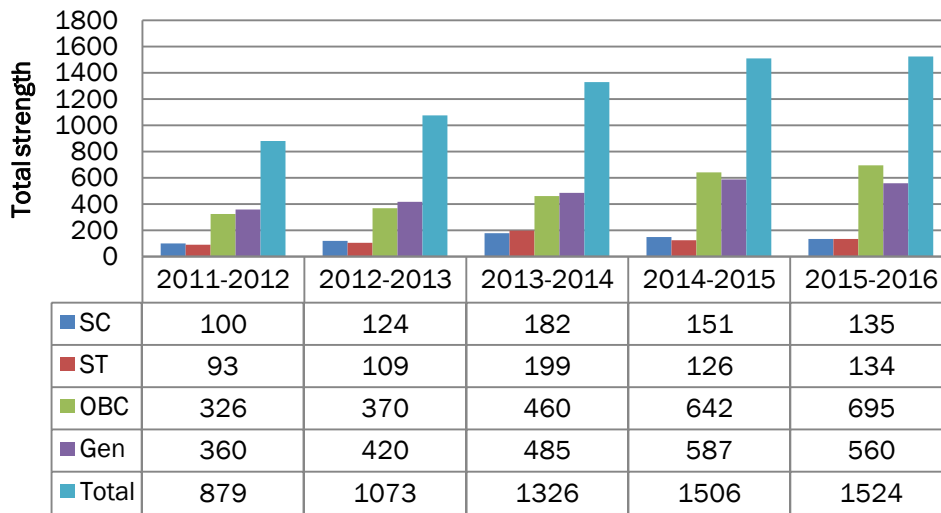
- Awareness program on legal rights
- College organised various programs on self defence including training in martial art ,briefing by the Raksha Team, Durg police and and to safe oneself from cyber crime.
- Health talks on cancer and gynaecology related problems were addressed by the invited doctors.
- Training programs organised for generating awareness for self employment(Training on Beauty parlour courses).

STUDENT STRENGTH
2011-2016



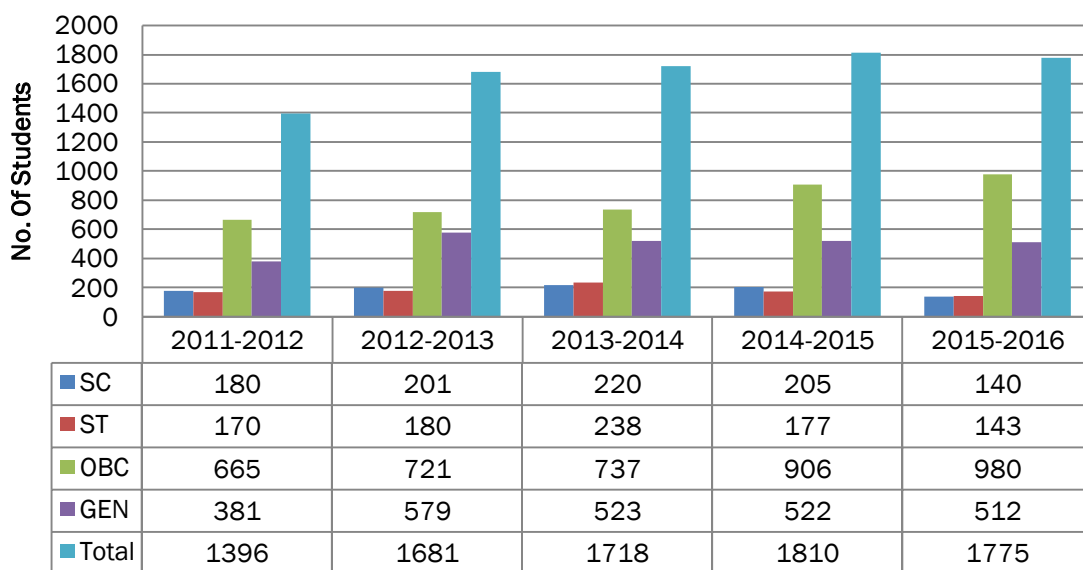
The table shows year wise gender classification of male and female strength of students and the total number of admissions to the college. It appears that since the years 2011-2016 the percentage of gender classification concerning the male and female students is more or less the same. The bar graph and tabular form vividly give the idea that girls students strength is increased and not lagging behind when compared to boy students. The Graph show important data of year wise gender classification.

Category wise Girls strength in Undergraduate studies



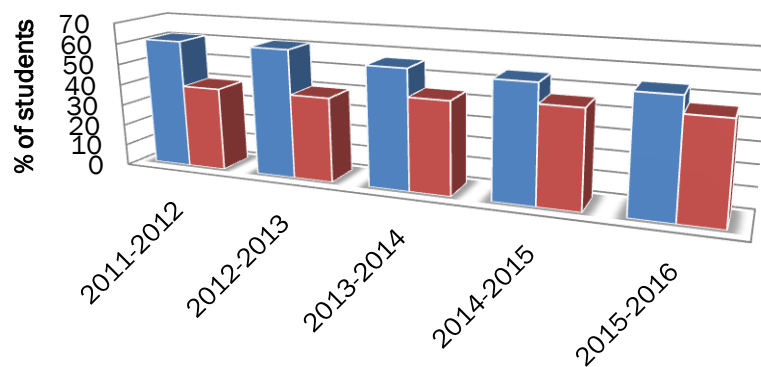
The table and graph shows vividly the strength of girls from various social categories in the academic year 2011-16, it appears that the enrolment of each category increased with almost two times increase in OBC and General. The admission is maximum in OBC category and almost same in SC and ST.

Category wise Boys Strength in Undergraduate Studies



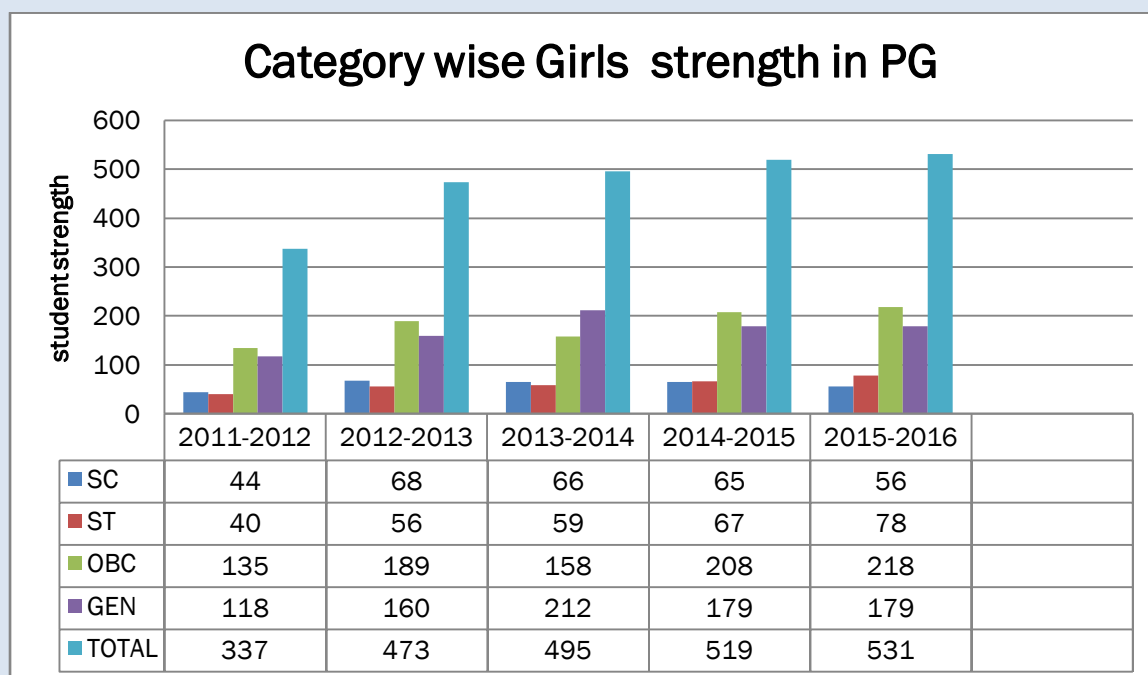
The table and graph shows vividly the strength of boys from various social categories in the academic year 2011-16, it appears that the admissions of all category increased with years. The admission is maximum in OBC category and almost same in SC and ST.

Percentage of Gender Strength in UG



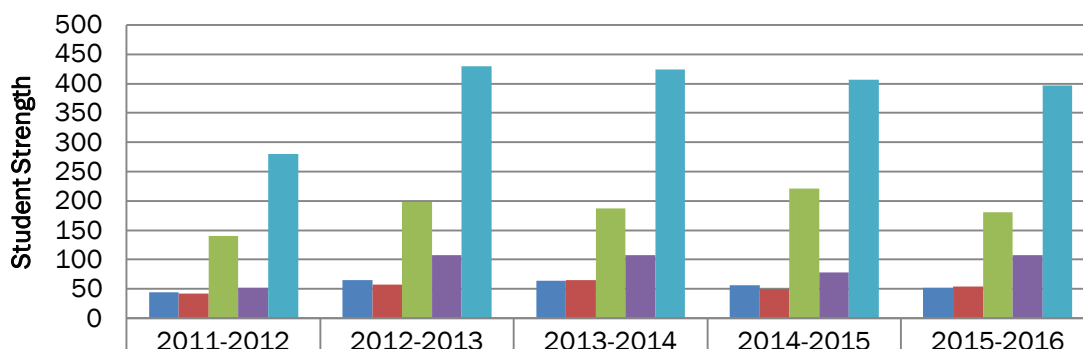
| | 2011-2012 | 2012-2013 | 2013-2014 | 2014-2015 | 2015-2016 |
|--------------|-----------|-----------|-----------|-----------|-----------|
| ■ % of Boys | 61.36 | 61.03 | 56.43 | 54.58 | 53.8 |
| ■ % of girls | 39.64 | 39.97 | 43.57 | 45.42 | 46.2 |

This data and entry is about the percentage of gender strength in Undergraduate classes from 2011 to 2016. The boys admission outnumbers the girls but the number is increasing with every session. The girls strength in 2011-2012 was 39.64% which increased to 46.2% in 2015-2016. The boys graph indicating that their admission declined from 61.36% to 53.8% in 2015-2016.



The table and graph shows vividly the enrolment of Girls from various social categories in the academic year 2011-16, it appears that the strength of each category increased with years. The admission is maximum in OBC category and almost same in SC and ST.

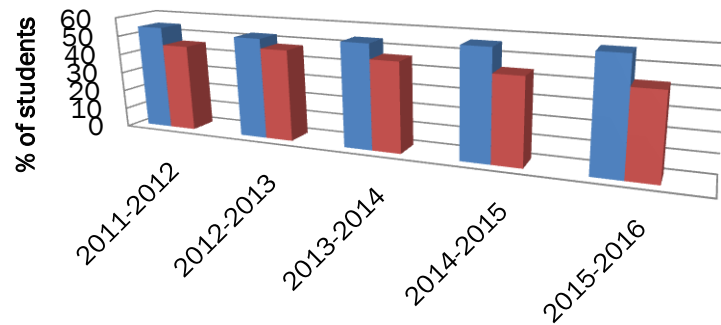
Category wise strength of Boys in PG



| | | | | | |
|---------|-----|-----|-----|-----|-----|
| ■ SC | 45 | 65 | 64 | 57 | 52 |
| ■ ST | 43 | 58 | 65 | 50 | 55 |
| ■ OBC | 140 | 198 | 187 | 221 | 181 |
| ■ Gen | 52 | 108 | 108 | 78 | 108 |
| ■ Total | 280 | 429 | 424 | 406 | 396 |

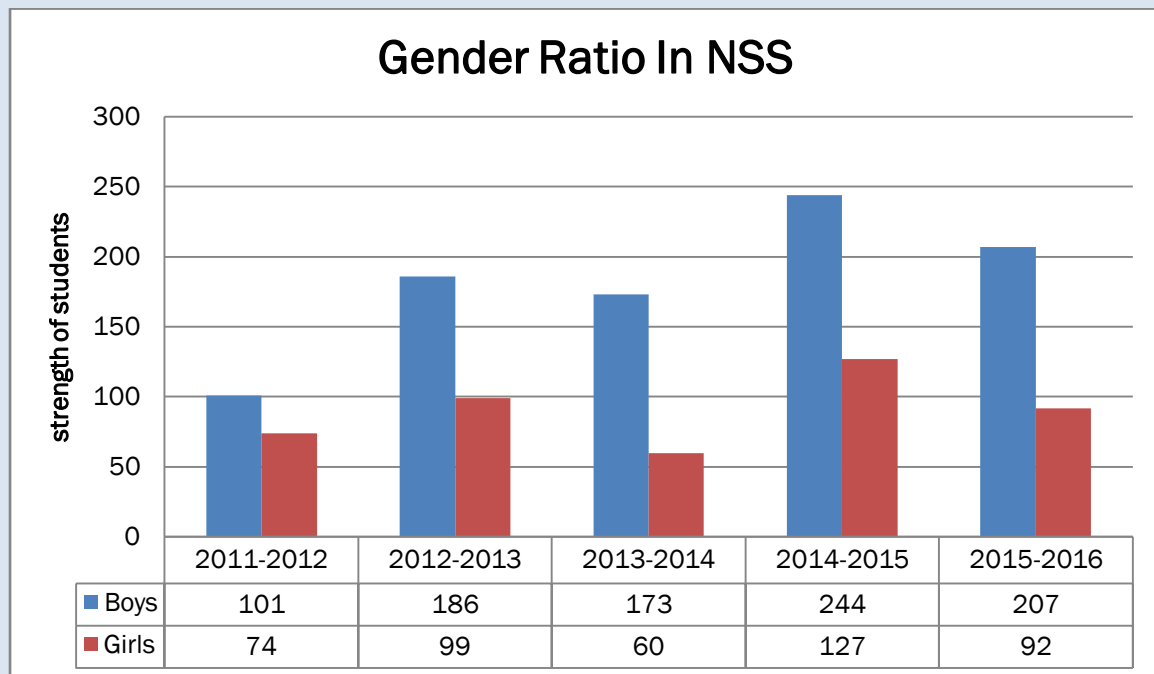
The table and graph shows vividly the enrolment of boys from various social categories in the academic year 2011-16, it appears that the admission of each category increased with years. The admission is maximum in OBC category and almost same in SC and ST.

Gender Ratio in PG

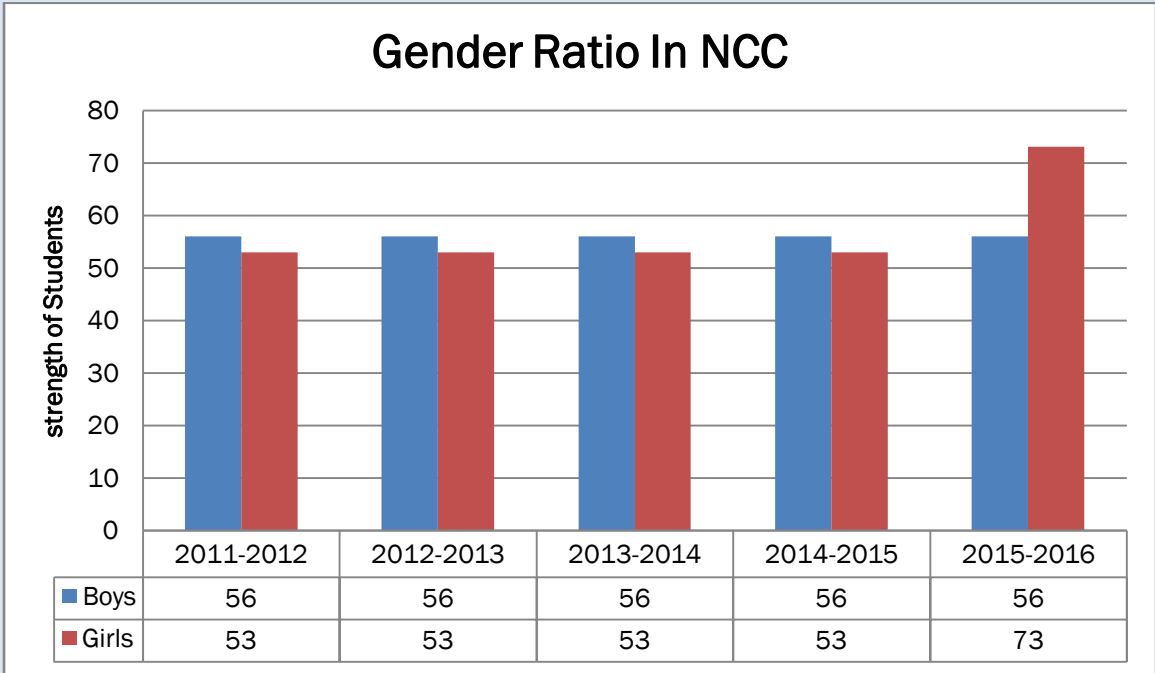


| | 2011-2012 | 2012-2013 | 2013-2014 | 2014-2015 | 2015-2016 |
|--------------|-----------|-----------|-----------|-----------|-----------|
| ■ % of girls | 54.61 | 52.43 | 53.86 | 56.1 | 57.28 |
| ■ %of Boys | 45.39 | 47.45 | 46.14 | 43.9 | 42.72 |
| ■ Column1 | | | | | |

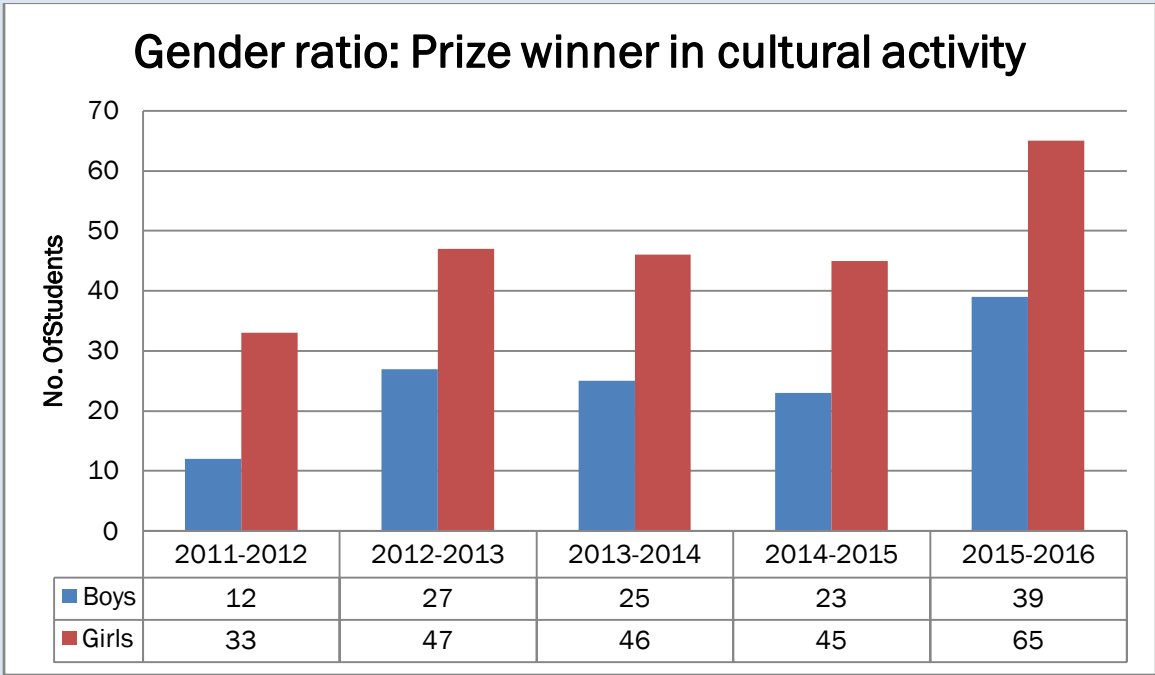
This data and entry is about the gender strength in Postgraduate classes from 2011 to 2016. Unlike In UG the PG graph is depicting a different scenario. Here Girls enrolment outnumber the boys enrolment. The boys admission declined with subsequent session but girls admission increased from 54.61% to 57.28%.



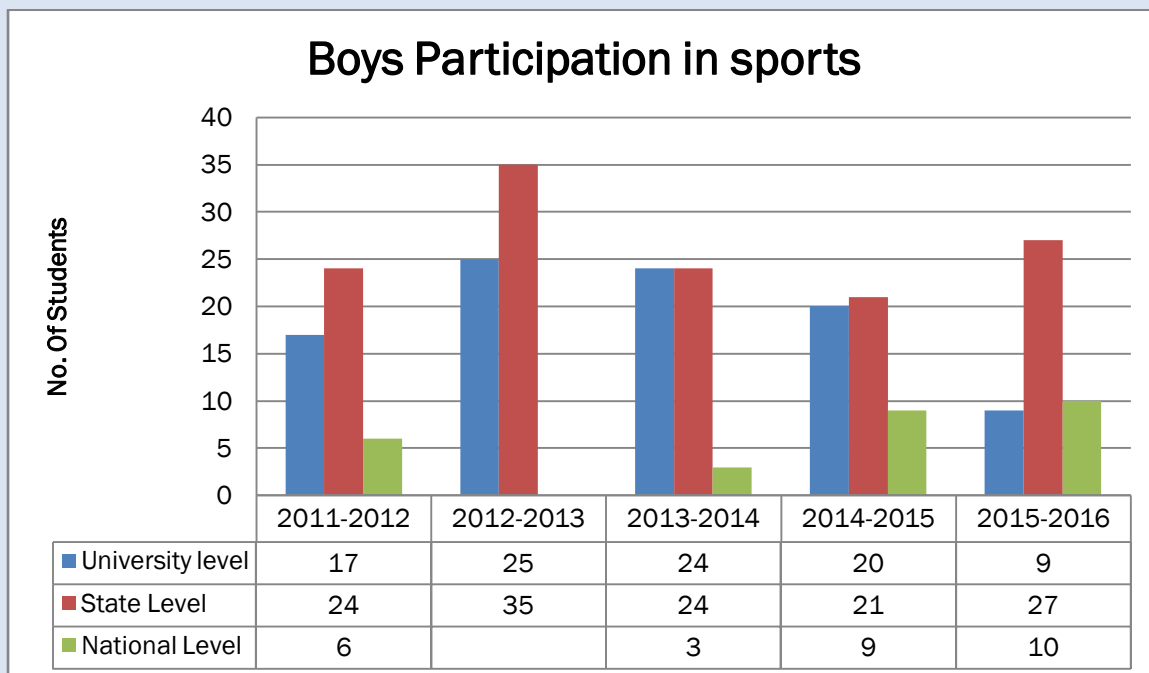
This data and graph shows the gender strength in NSS from 2011 to 2016. Boys and girls strength increased from 2011-2016. Boys admission was maximum in the session 2014-2015 which declined in 2015-2016. The graph indicates that participation of boys is much more than girls.



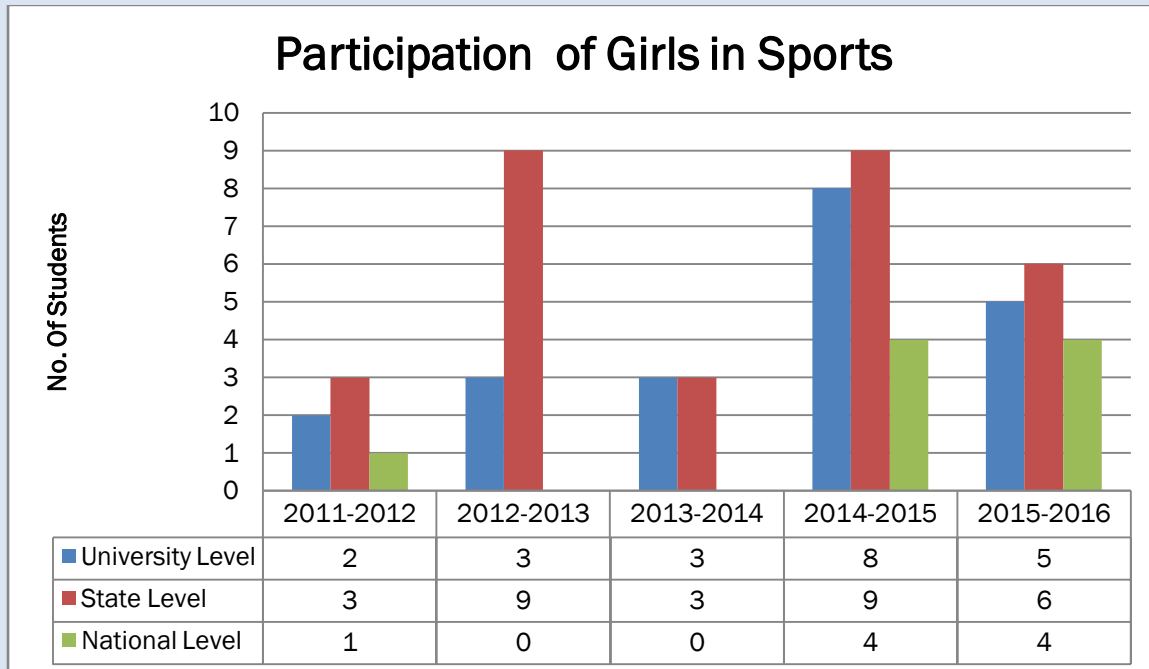
This data and graph is about the strength of boys and girls in NCC from 2011 to 2016. Boys and girls strength is more or less same except in the session 2016 where girls number increased to 73.



This data and graph is about the prize winners in cultural activities from 2011 to 2016. The graph clearly depicts that girls are more active participants in different activities and also won more prizes than boys.

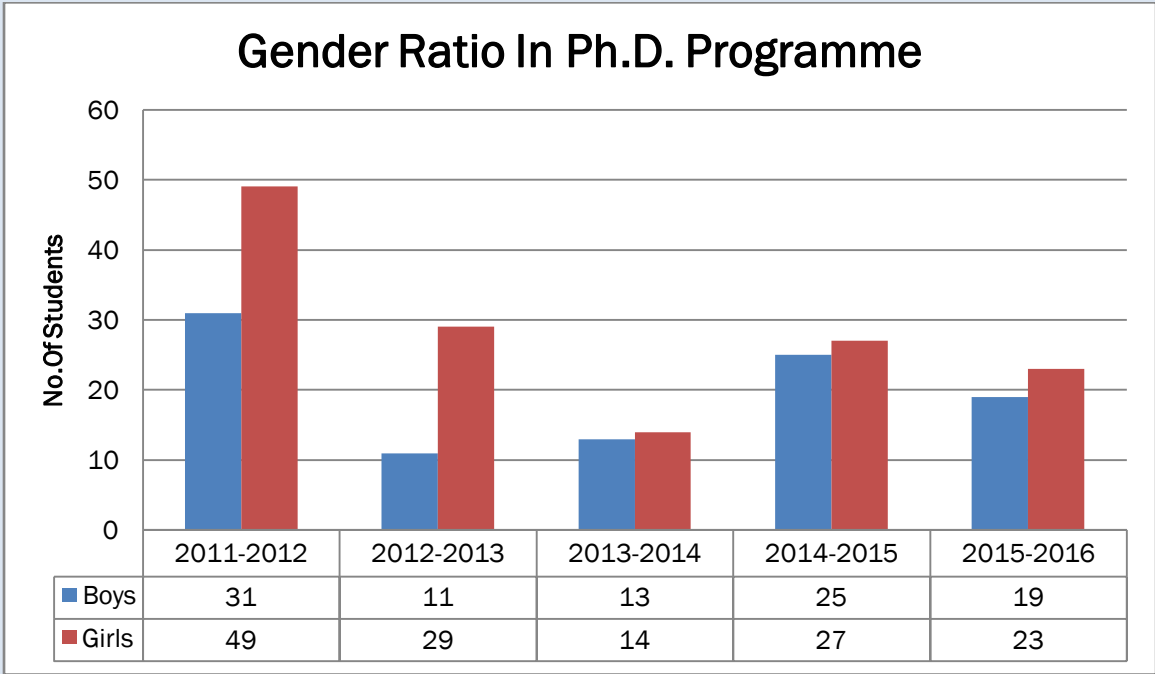


This data and graph shows boys participation in sports from 2011 to 2016. Participation was maximum at National level in the session 2015-2016 and state level in the 2012-2013 session. Participation at University Level was maximum in 2012-2013 and lowest in 2015-2016.

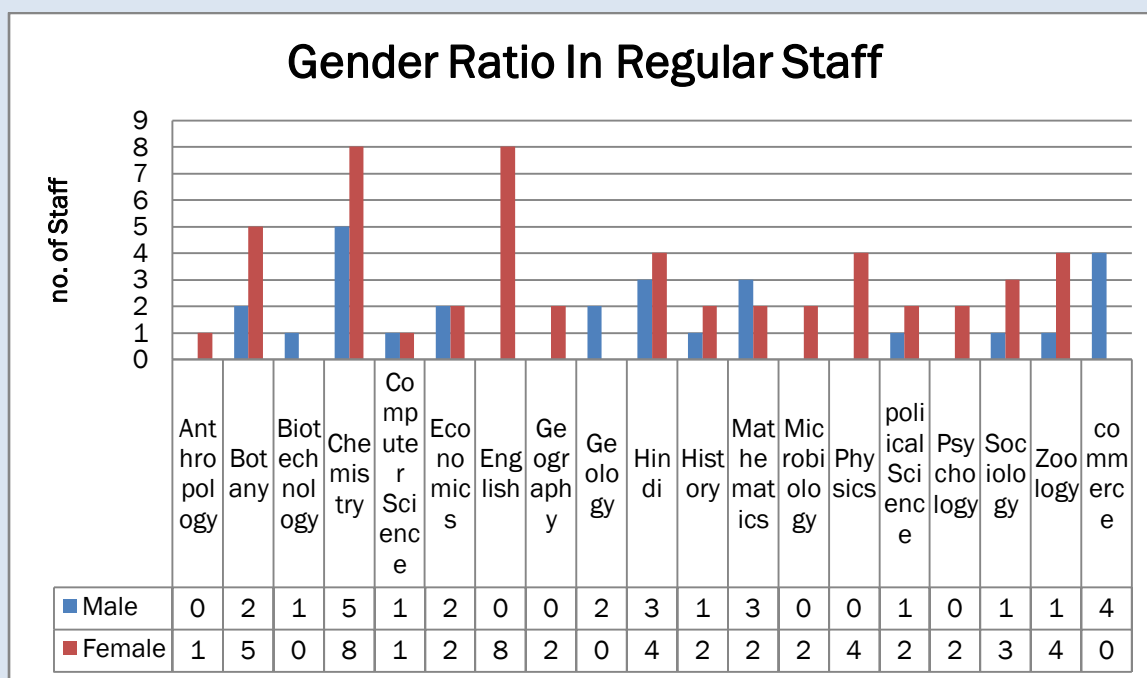


This data and graph is about girls participation in sports from 2011 to 2016. Participation was maximum at National level in the session 2014-2016 and state level in the 2012-2013 and 2014-2015 session. Participation at University Level was maximum in 2014-2015 and registered lowest in 2011-2012.

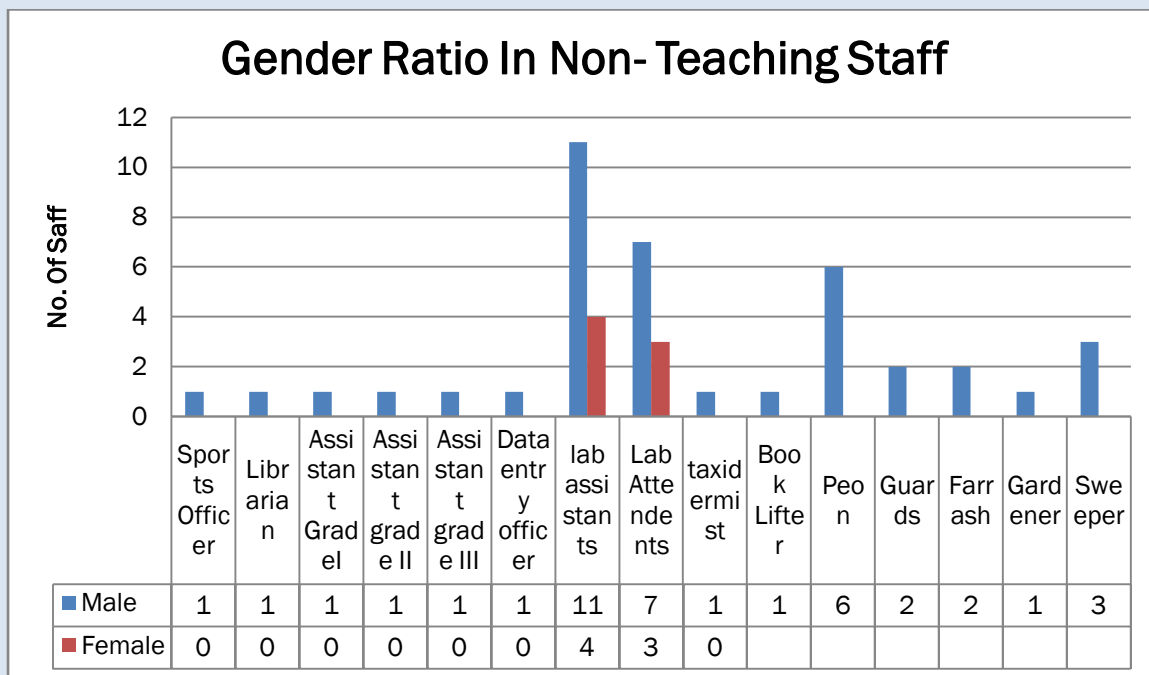
The graph of boys and girls is clearly conveying the message that boys are more interested in sports and their contribution is more than girls students



This data and graph shows the year wise enrolment of boys and girls in P.hD program from 2011 to 2016. Boys and girls number slightly decreased with maximum in the session 2011-2012. In the session 2015-2016 ,



The table and graph shows the year wise classification of regular Teaching Staff of during the academic year 2011-2016. The total number of male teachers is 33 % which is lesser than the female teacher i.e. 67%. There is only female staff in the department of Anthropology, English, Geography and Microbiology departments and male staff in the department Commerce and Geology department.



The table and graph shows the year wise classification of Non-Teaching Staff of the academic year 2011-2016. The total number of male staff is 83 % which is more than the female staff i.e. 17%.

SALIENT FINDINGS

SUGGESTIONS

CONCLUSION

Salient Findings

- Students strength particularly girls strength is increasing continuously in both UG and PG programmes
- Students of backward classes have bigger share in admission.
- Girl enrolment is more than that of boys in PG classes.
- Success rate of girl students is higher then that of boys.
- The participation of girls in cultural activities is higher than boys
- In sports the participation of boys is more than that of girls.
- Seats are reserved for girls in student union election. The post of president was reserved for girl candidate in the session 2014-2015. Secretary and joint secretary elected were also girls.
- Gender strength in regular teaching staff is higher than male but just the opposite in non teaching staff where male outnumber females.

Suggestions

- **Will try to organise self defence programmes on a regular basis.**
- **More awareness program on Legal rights**
- **College intends to introduce self employment trainings in different subjects.**

Conclusion

It is found that the College has lots of strengths and some weaknesses . The weaknesses can be overcome with gradual changes in value set up. Doubtless, the enrolment of girls from all section of society is increasing and there is no gender issues complaints ,it will contribute more towards making the college a gender sensitive institution. Many programs are conducted from time to time specifically for girls students to enhance their confidence building. With the strong will power and commitment to gender justice, the College would certainly make a mark even in the areas that need some improvements.
